

Scaled data based on original data using  
LM-79-2019 Approved Method: Electrical and Photometric Measurements of Solid-  
State Lighting Products

Test Report Prepared for  
Cooper Lighting Solutions

Brand: STREETWORKS

Report Number: P386467

Luminaire Tested: GAW-SA2A-827-U-RW

Issue Date: 3/3/2020

**Test Information**

Test Method: LM-79-2019  
Report Number: P386467  
TEST IS SCALED FROM IESNA LM-79-08 TEST DATA (G2-1903-205-7)  
Test Lab: INNOVATION CENTER  
Issue Date: 3/3/2020  
Manufacturer: COOPER LIGHTING SOLUTIONS  
Product Line: STREETWORKS  
Catalog Number: GAW-SA2A-827-U-RW  
Description: GALLEON WALL LUMINAIRE  
(2) 80 CRI, 2700K, 615mA LIGHTSQUARES WITH 16 LEDS EACH AND RECTANGULAR WIDE OPTICS  
Light Source: -  
Ballast/Driver: ELECTRONIC DRIVER

**Summary**

Lumens per Lamp: N/A  
Luminaire Lumens: 7308 lumens  
Efficiency: N/A  
Efficacy: 110.7 lumens/watt  
Luminous Opening: Rectangular (W 1' x L: 0.5' x H: 0')  
IES Classification: Type III - Short  
BUG Rating: B3 - U0 - G3

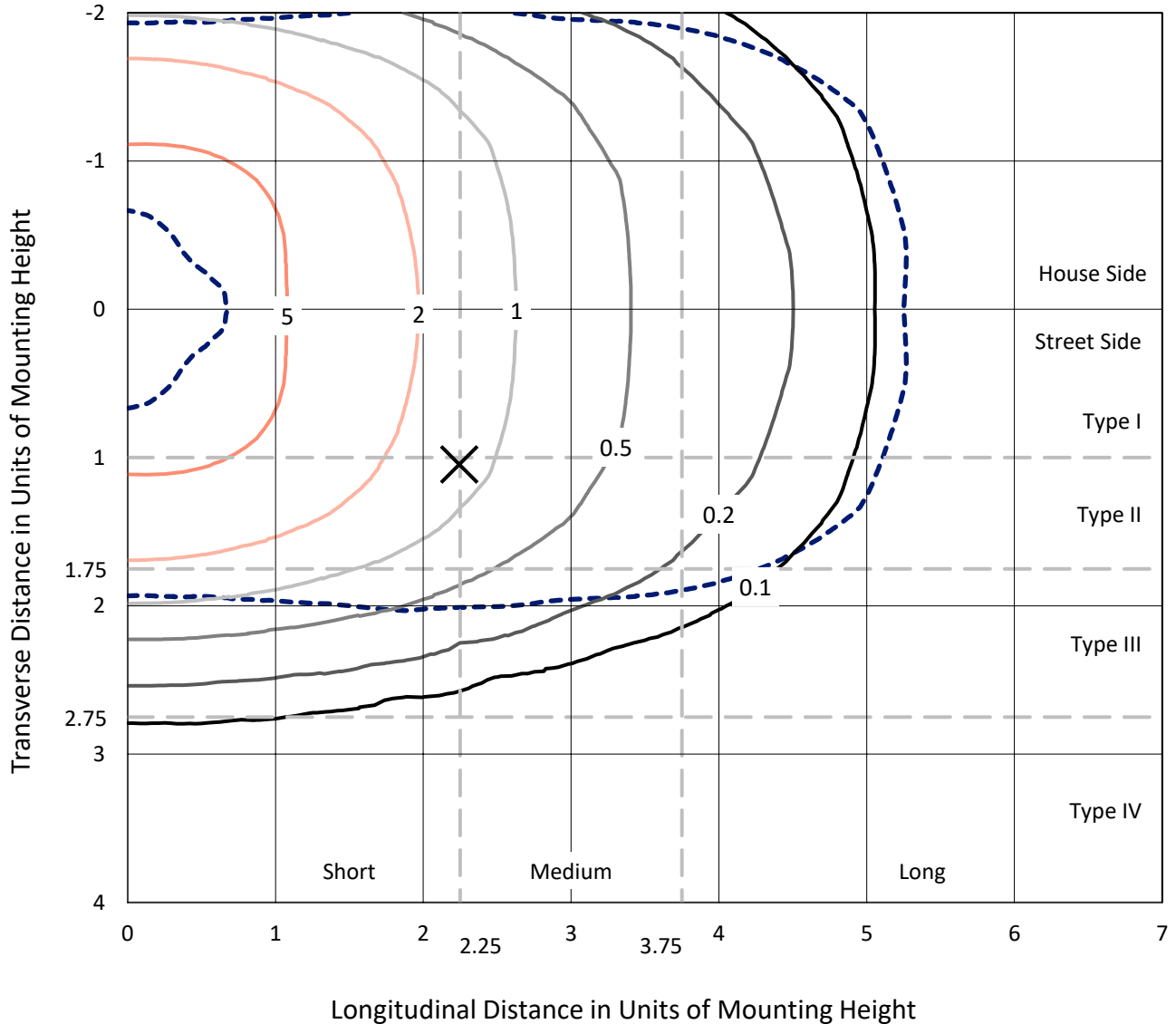
Input Watts (W): 66  
Input Voltage (V): NR  
Input Current (Ain): NR  
Voltage Rise (V): NR  
Power Factor: NR  
Total Harmonic Distortion (THDi): NR  
Frequency (hertz): 60  
Stabilization Time: NR  
Operation Time: NR  
Ambient Temperature (°C): NR  
Test Distance: 28.75 FT



REPORT NUMBER: P386467  
 CATALOG NUMBER: GAW-SA2A-827-U-RW

### Iso-Footcandle Lines of Horizontal Illumination

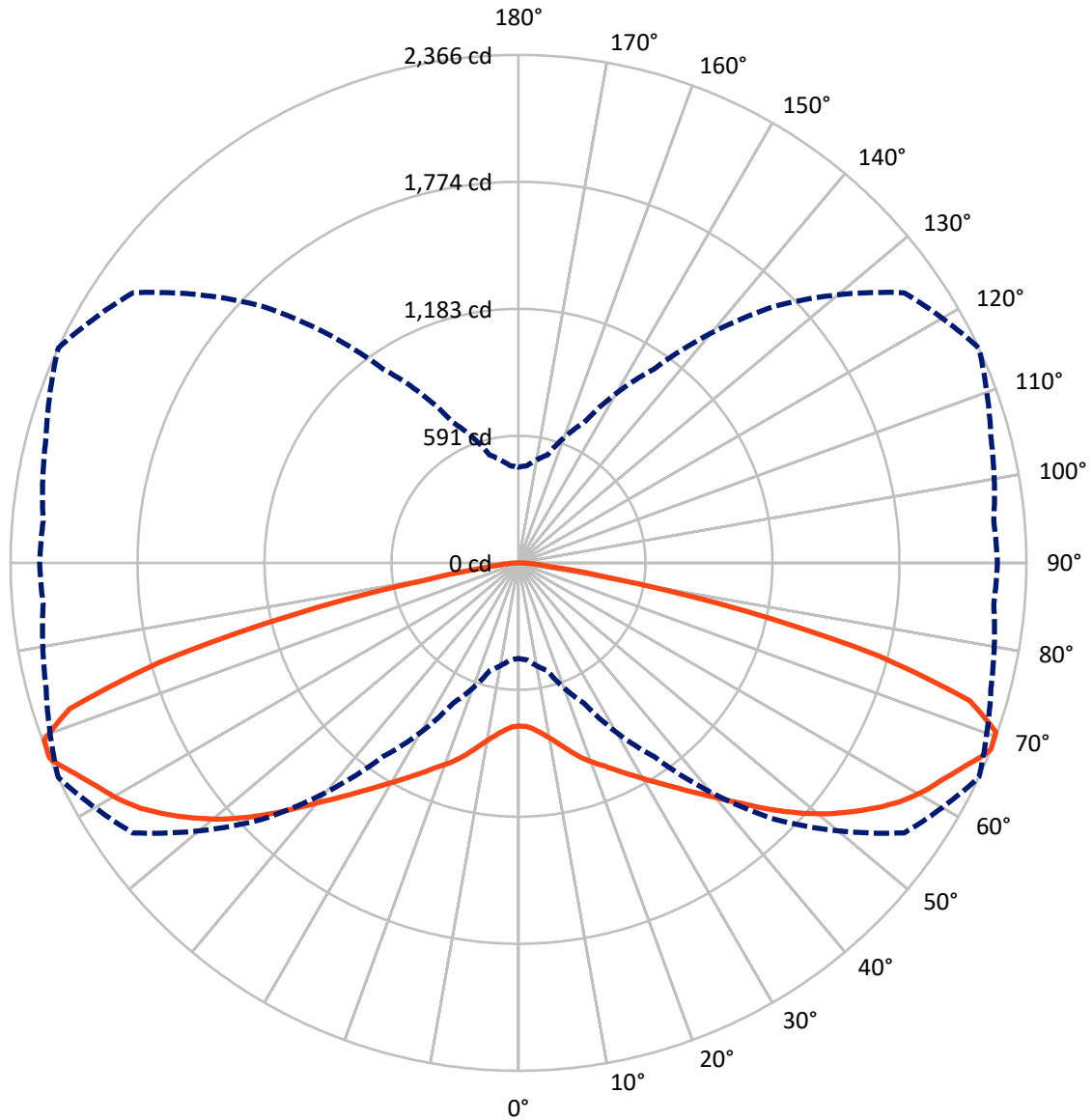
× Max cd  
 - - - 1/2 Max cd



Based on 10 foot mounting height. Maximum calculated value = 8.6 fc  
 Type III - Short - N/A

REPORT NUMBER: P386467  
CATALOG NUMBER: GAW-SA2A-827-U-RW

### Luminous Intensity Polar Plot



— Vertical Plane Through 65-Deg Lateral      - - - Horizontal Cone Through 68-Deg Vertical

REPORT NUMBER: P386467  
 CATALOG NUMBER: GAW-SA2A-827-U-RW

**FLUX DISTRIBUTION:**

		Downward	Upward	Total
<b>House Side</b>	Lumens	3654.0	0.0	3654.0
	% Fixture	50.0	0.0	50.0
<b>Street Side</b>	Lumens	3654.0	0.0	3654.0
	% Fixture	50.0	0.0	50.0
<b>Total</b>	Lumens	7308.0	0.0	7308.0
	% Fixture	100.0	0.0	100.0

**ZONAL LUMENS:**

Zone	Lumens	% Fixture
0°-10°	74.4	1.0
10°-20°	249.1	3.4
20°-30°	485.7	6.6
30°-40°	815.9	11.2
40°-50°	1285.6	17.6
50°-60°	1719.3	23.5
60°-70°	1671.4	22.9
70°-80°	913.6	12.5
80°-90°	92.9	1.3
90°-100°	0.0	0.0
100°-110°	0.0	0.0
110°-120°	0.0	0.0
120°-130°	0.0	0.0
130°-140°	0.0	0.0
140°-150°	0.0	0.0
150°-160°	0.0	0.0
160°-170°	0.0	0.0
170°-180°	0.0	0.0
0°-90°	7308.0	100.0
0°-180°	7308.0	100.0

**Coefficient of Utilization**

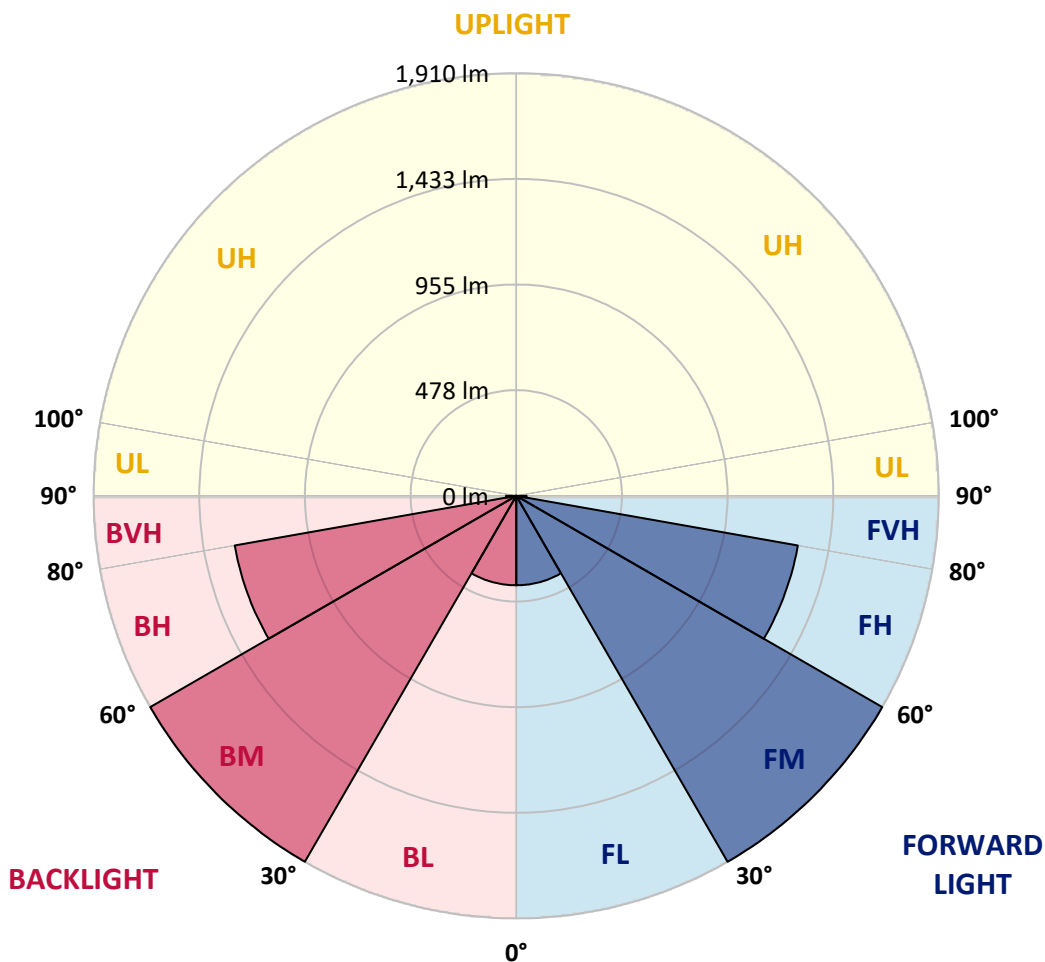


REPORT NUMBER: P386467  
 CATALOG NUMBER: GAW-SA2A-827-U-RW

**LUMINAIRE CLASSIFICATION SYSTEM LUMEN TABLE AND BUG RATING:**

Zone	Lumens	% Fixture	Zone Rating/Lumen Limit		
			B	U	G
FL (0°-30°)	404.6	5.5			
FM (30°-60°)	1910.4	26.1			
FH (60°-80°)	1292.5	17.7			G1/1800
FVH (80°-90°)	46.5	0.6			G1/100
BL (0°-30°)	404.6	5.5	B1/500		
BM (30°-60°)	1910.4	26.1	B2/2500		
BH (60°-80°)	1292.5	17.7	B3/2500		G3/2500
BVH (80°-90°)	46.5	0.6			G1/100
UL (90°-100°)	0.0	0.0		U0/0	
UH (100°-180°)	0.0	0.0		U0/0	

**BUG Rating: B3-U0-G3**  
 Type III Short





REPORT NUMBER: P386467

CATALOG NUMBER: GAW-SA2A-827-U-RW

**CANDELA DISTRIBUTION (FULL):**

	0°	5°	15°	25°	35°	45°	55°	65°	75°	85°	90°
0°	759.9	759.9	759.9	759.9	759.9	759.9	759.9	759.9	759.9	759.9	759.9
2.5°	754.5	754.7	755.9	757.4	758.6	761.8	762.6	763.8	764.3	765.5	765.5
5°	747.9	748.3	751.3	755.2	759.6	767.5	773.1	779.5	782.6	786.1	785.8
7.5°	747.1	748.3	752.5	758.9	766.2	779.2	791.0	803.7	812.3	820.1	819.6
10°	754.7	756.7	762.6	772.1	783.1	799.3	816.7	833.9	848.8	860.8	861.3
12.5°	766.2	768.7	778.0	792.4	809.1	829.9	850.5	869.9	890.5	908.4	909.8
15°	781.4	784.6	798.6	820.1	845.6	870.4	892.4	912.3	936.0	960.8	963.2
17.5°	804.0	808.4	826.8	855.9	889.5	916.7	939.7	954.7	974.5	1000.0	1004.7
20°	838.3	843.9	867.2	902.0	942.9	971.3	989.0	992.2	1002.0	1024.7	1030.1
22.5°	882.9	887.8	913.7	955.2	1001.0	1031.9	1041.2	1028.4	1027.4	1045.8	1051.0
25°	932.6	937.0	967.2	1013.7	1063.0	1097.0	1096.8	1072.0	1054.9	1069.1	1074.5
27.5°	988.5	995.3	1024.3	1073.3	1125.9	1159.5	1157.6	1119.3	1086.7	1090.4	1095.1
30°	1052.7	1060.3	1088.5	1138.2	1190.9	1223.7	1221.3	1170.8	1121.8	1112.0	1115.4
32.5°	1132.3	1141.4	1168.1	1217.1	1263.7	1293.3	1286.2	1226.7	1163.9	1142.6	1145.8
35°	1228.1	1233.5	1261.7	1310.0	1347.7	1368.0	1353.1	1291.3	1217.3	1191.6	1191.6
37.5°	1325.2	1329.3	1360.9	1407.7	1444.2	1455.0	1425.9	1362.2	1287.2	1250.7	1251.4
40°	1418.3	1429.5	1465.1	1513.1	1549.1	1552.1	1513.3	1443.0	1364.9	1327.1	1331.5
42.5°	1515.6	1526.6	1569.0	1623.4	1655.2	1660.1	1614.8	1533.7	1452.6	1422.0	1426.9
45°	1602.3	1611.1	1660.1	1723.3	1763.0	1775.8	1722.1	1637.6	1547.4	1517.5	1518.7
47.5°	1662.8	1674.3	1728.2	1802.7	1860.6	1880.2	1827.5	1738.8	1640.8	1604.5	1607.7
50°	1717.7	1723.8	1778.5	1859.8	1933.3	1973.8	1928.7	1838.8	1735.1	1696.6	1700.1
52.5°	1748.3	1756.2	1809.1	1893.9	1980.9	2046.1	2018.6	1928.7	1826.3	1788.8	1792.9
55°	1727.0	1732.9	1796.4	1901.5	2010.3	2090.7	2094.8	2016.7	1915.7	1882.9	1894.6
57.5°	1630.0	1637.3	1714.8	1852.5	2014.0	2120.8	2152.2	2098.3	1999.3	1972.5	1979.4
60°	1478.3	1483.0	1565.5	1720.4	1942.4	2133.3	2188.7	2164.9	2081.1	2054.4	2063.7
62.5°	1208.0	1214.9	1313.6	1521.2	1791.2	2096.3	2224.0	2220.0	2157.3	2132.8	2141.1
65°	825.8	837.8	947.1	1209.5	1558.2	1983.1	2256.1	2284.2	2224.7	2193.8	2204.8
67.5°	498.7	507.5	586.6	798.6	1192.4	1754.7	2223.0	2357.3	2272.2	2222.5	2231.6
68°	445.7	453.8	520.0	720.7	1102.9	1690.3	2192.8	2365.6	2277.4	2222.0	2230.1
70°	269.3	274.7	319.0	445.5	735.4	1340.8	1987.3	2358.7	2310.2	2228.9	2233.5
72.5°	175.4	177.2	184.5	228.6	375.6	749.8	1491.5	2198.0	2359.5	2268.8	2268.1
75°	145.8	144.8	145.6	150.7	185.2	328.8	871.6	1736.3	2249.2	2205.8	2190.4
77.5°	123.3	122.5	122.3	122.5	124.0	158.8	378.3	1081.6	1721.1	1951.2	1965.0
80°	99.7	98.7	101.9	100.5	96.1	98.7	158.5	449.9	811.3	872.8	817.9
82.5°	72.5	68.9	82.6	78.7	75.0	69.6	87.5	145.3	193.6	132.8	93.4
85°	55.9	51.9	62.7	60.3	51.5	35.5	51.9	71.1	78.4	44.8	35.3
87.5°	22.8	24.0	45.3	35.8	30.1	17.2	21.3	28.4	38.2	19.1	14.7
90°	0.0	0.0	0.0	0.0	0.0	0.0	0.0	0.0	0.0	0.0	0.0

(END OF REPORT)